

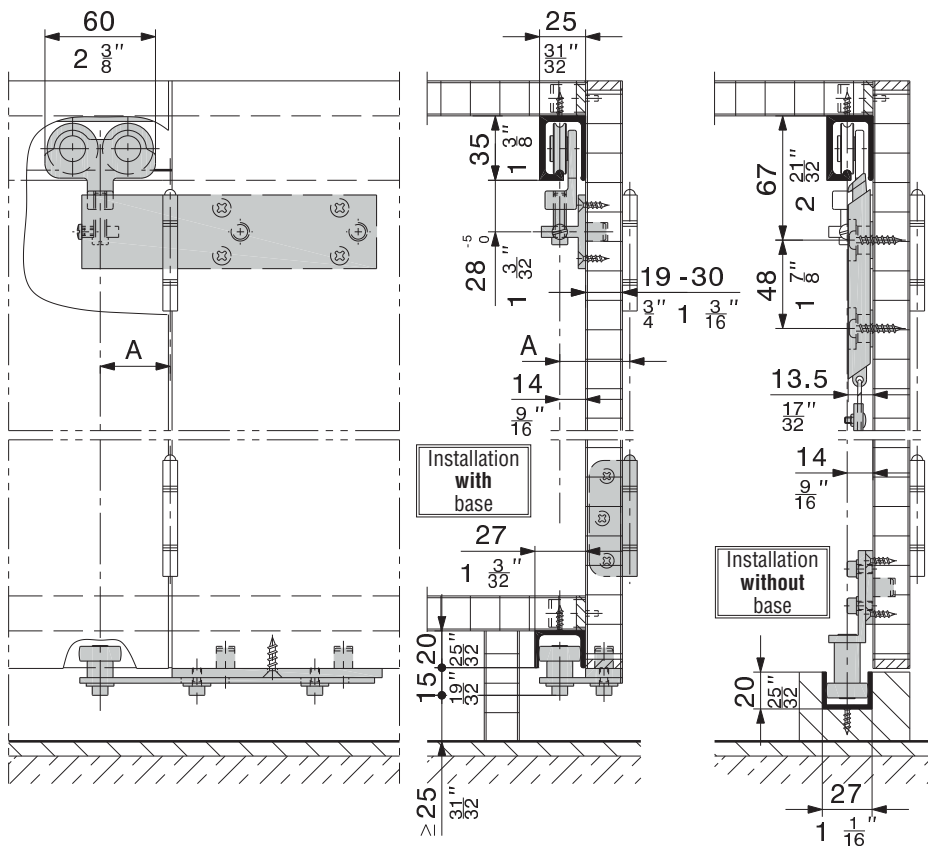
**Hardware system for folding cabinet/wardrobe doors with panel weights up to 15 kg (33 lbs.) or 30 kg (66 lbs.)**

### Description

HAWA's classic, the Falfront, is the perfect folding door solution for concealing installed hardware such as telephone sets, switch gear, etc. The panels are normally held in closed position by standard magnet attachments. HAWA-spring-loaded latch lock 15715, which engages in the top track, can be used to close folding doors. The end panel or door panel on the opposite side to the folded stack is locked using a standard bar boltlock.

### Applications

This hardware system is for use with cupboards when the interior needs to be freely accessible, e.g. concealment of electrical equipment and telephones, etc.



### Features of the HAWA-Falfront 15

- Maximum panel weight 15 kg (33 lbs.)
- Maximum panel width 350 mm (1'1 <sup>25</sup>/<sub>32</sub>" )
- Door thicknesses 19–30 mm (<sup>3</sup>/<sub>4</sub>"–1 <sup>3</sup>/<sub>16</sub>" )
- Alu top track

### Features of the HAWA-Falfront 30

- Maximum panel weight 30 kg (66 lbs.)
- Maximum panel width 600 mm (1'11 <sup>5</sup>/<sub>8</sub>" )
- Door thicknesses 19–30 mm (<sup>3</sup>/<sub>4</sub>"–1 <sup>3</sup>/<sub>16</sub>" )
- Brass top track

### Guide mechanisms

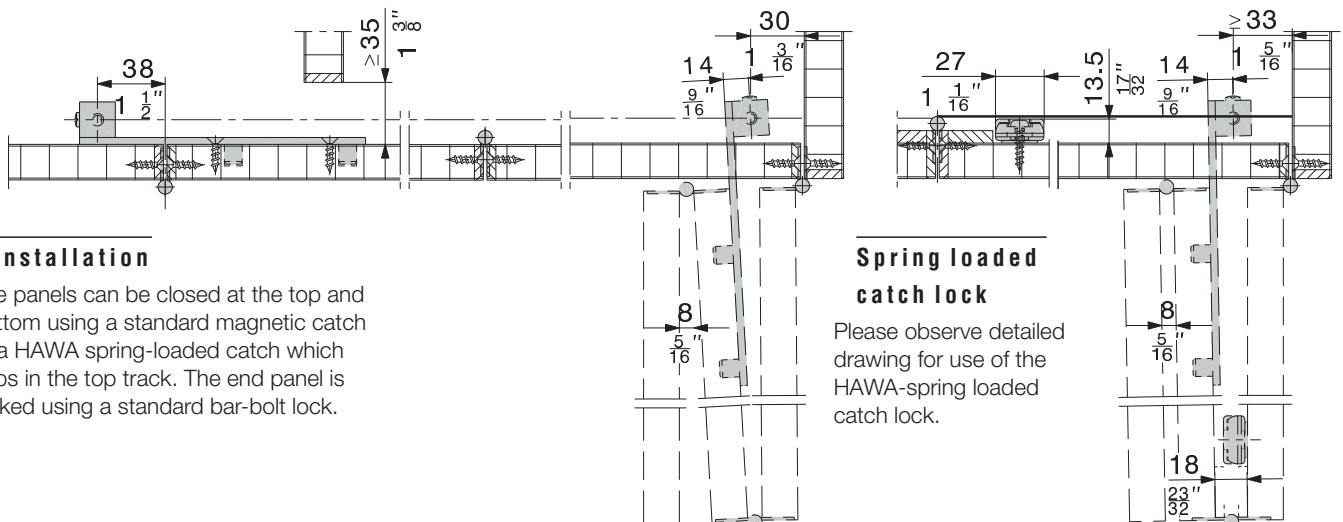
Two guide mechanisms are available. The sets contain guides for installation with a base. For installation without a base, the set appropriate, needs to be ordered separately.

### Installation

The panels can be closed at the top and bottom using a standard magnetic catch or a HAWA spring-loaded catch which grips in the top track. The end panel is locked using a standard bar-bolt lock.










### Spring loaded catch lock

Please observe detailed drawing for use of the HAWA-spring loaded catch lock.












Subject to modification. Metric specifications are exact. Inches are approximate.


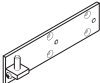
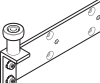
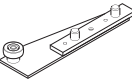

## Set for panel weight up to 15 kg (33 lbs.), without tracks

			without base	with base
		Set for 3 panels	19856	12784
	-	Set for 4 panels	19857	12785
		Set for 5 panels	19858	12786
		Set for 6 panels	19859	12787
		Set for 7 panels	19860	12788


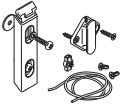

## Set for panel weight up to 30 kg (66 lbs.), without tracks

			without base	with base
		Set for 3 panels	19861	12789
	-	Set for 4 panels	19862	12790
		Set for 5 panels	19863	12791
		Set for 6 panels	19864	12792
		Set for 7 panels	19865	12793

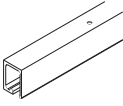
## Set comprising

		19856	19857	19858	19859	19860	19861	19862	19863	19864	19865	12784	12785	12786	12787	12788	12789	12790	12791	12792	12793	code
	Two-wheeled trolley, M7, with plastic-tyred ball bearing wheels	1	1	2	2	3	-	-	-	-	-	1	1	2	2	3	-	-	-	-	-	10408
	Two-wheeled trolley, M7, with steel ball bearing wheels	-	-	-	-	-	1	1	2	2	3	-	-	-	-	-	1	1	2	2	3	10364
	Suspension plate with bolt, M7, steel galvanized	1	1	2	2	3	1	1	2	2	3	1	1	2	2	3	1	1	2	2	3	10467
	Bottom guide with side-fixing plate (for installation in cabinets/wardrobes <b>without</b> base)	1	1	2	2	3	1	1	2	2	3	-	-	-	-	-	-	-	-	-	-	10549
	Rubber wheeled bottom guide plate (for installation in cabinets <b>with</b> base)	-	-	-	-	-	-	-	-	-	-	1	1	2	2	3	1	1	2	2	3	10544
	Hinge with sliding bearing, steel galvanized	9	12	15	18	21	9	12	15	18	21	9	12	15	18	21	9	12	15	18	21	14298

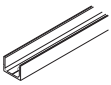
## Accessories

			code
	Hinge with sliding bearing plastic, steel	dull nickel finish	14299
		brass polished	14300
		stainless steel, WNR 1.4301/AISI 304	14588
	HAWA-spring-loaded latch lock, alu plain anodized, with cord and handle		15715
	HAWA-spring-loaded latch lock, alu plain anodized, with cord and handle, 2-piece set		15884

## Top tracks

Caution: Hole positions vary.		mm/inch	code
	Top track, alu plain anodized, predrilled, for maximum panel weight of 15 kg (33 lbs.)	2500 (8'2 <sup>27</sup> / <sub>64</sub> )	12236
		3500 (11'5 <sup>51</sup> / <sub>64</sub> )	12237
		6000 (19'8 <sup>7</sup> / <sub>32</sub> )	10144
		cut to size	10146
	Top track, brass, predrilled, for maximum panel weight of 30 kg (66 lbs.)	6000 (19'8 <sup>7</sup> / <sub>32</sub> )	10065
	cut to size	10067	

## Bottom guide channels

Caution: Hole positions vary.		mm/inch	code
	Bottom guide channel, alu plain anodized, predrilled	2500 (8'2 <sup>27</sup> / <sub>64</sub> )	13137
		3500 (11'5 <sup>51</sup> / <sub>64</sub> )	13138
		6000 (19'8 <sup>7</sup> / <sub>32</sub> )	10275
		cut to size	10276

## Number of hinges required

up to panel height	pieces
2000 mm (6'6 <sup>47</sup> / <sub>64</sub> )	3
2500 mm (8'2 <sup>27</sup> / <sub>64</sub> )	4
3000 mm (9'10 <sup>7</sup> / <sub>64</sub> )	5

## Order specifications

- Number and type of set
- Length and type of top track
- Length and type of bottom guide channel
- Number and type of accessories

## Planing/installation

Please use for planning and execution the installation instructions code 15848. ( → hawa.ch → Productfinder)