

Suspension points

The diagonally arranged threaded drill holes in the roller elements permit the use of this hardware system for sliding doors with a thickness of 19, 22, 25 and 30 mm ($\frac{3}{4}$ ", $\frac{55}{64}$ ", $\frac{63}{64}$ " and $1 \frac{3}{16}$ ").

Hardware system for semi-overlapping sliding cabinet doors up to 40 kg (88 lbs.) or 70 kg (154 lbs.).

Description

The HAWA-209 40-70/MS is characterised by a combination of high strength and low installation height. The sliding cabinet doors are guided at two points in the bottom guide channel. This hardware system is therefore ideally suited for use with wide doors.

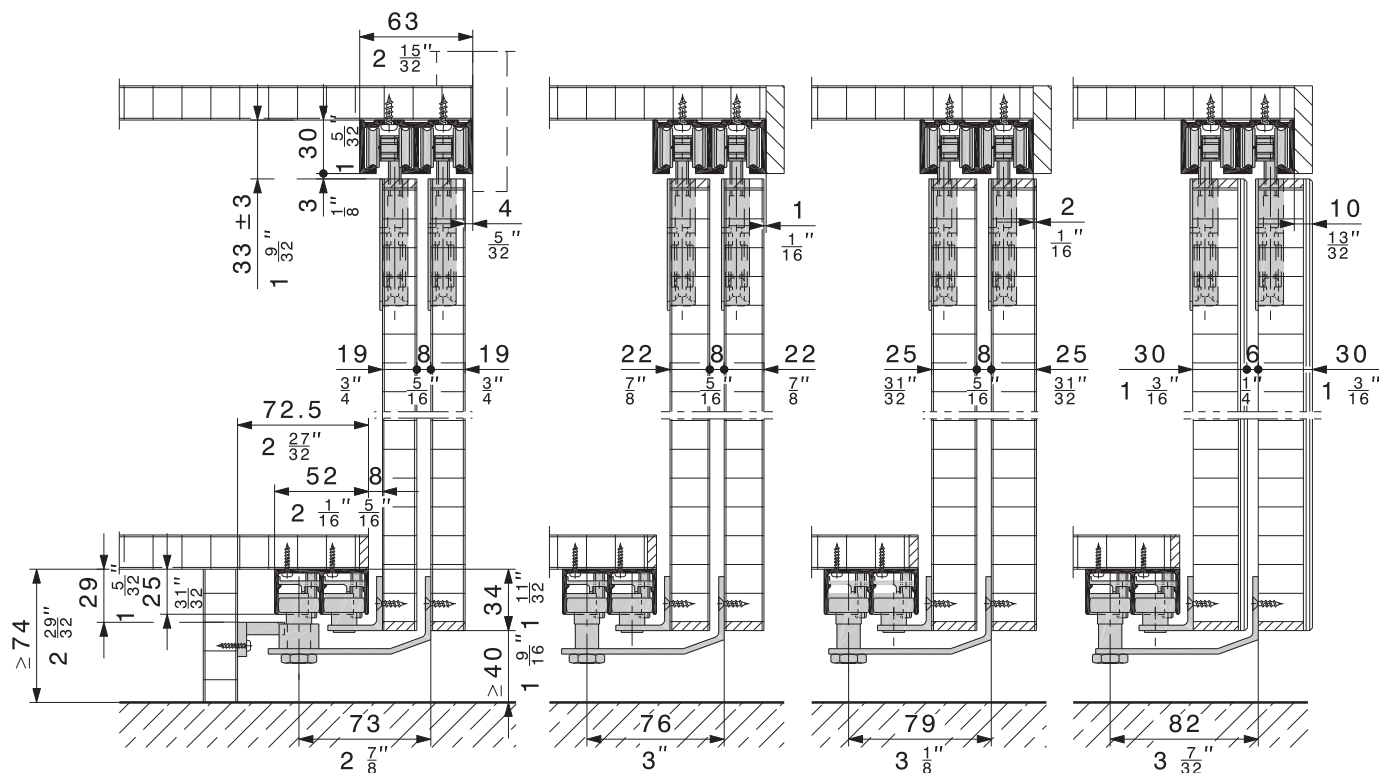
Centre bottom overlaying sliding doors can be moved to both sides thanks to an additional stop bumper installed on the base.

Applications

This hardware system is ideal for use wherever heavy sliding doors are required to be moved with HAWA quality, e.g. in apartments, offices, hospitals, hotels, public buildings, the administration sector, etc.

Features of the HAWA-209 40-70/MS

- Two-wheeled trolley: for sliding doors with a weight up to 40 kg (88 lbs.)
- Four-wheeled trolley: for sliding doors with a weight up to 70 kg (154 lbs.)
- Door thicknesses 19, 22, 25 and 30 mm ($\frac{3}{4}$ ", $\frac{55}{64}$ ", $\frac{63}{64}$ " and $1 \frac{3}{16}$ ")
- Simple vertical adjustment
- Track stop plastic, with adjustable retainer





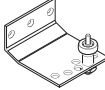







Subject to modification. Metric specifications are exact. Inches are approximate.

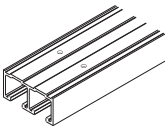
Sets without top tracks and guide channels

	panel	code
HAWA-209 40/MS (for sliding cabinet/wardrobe doors up to 40 kg [88 lbs.])	2	13625
	3	13626
HAWA-209 70/MS (for sliding cabinet/wardrobe doors up to 70 kg [154 lbs.])	2	13627
	3	13628
– For 4-panel sliding doors, two 2-panel sets must be ordered, – for 5-panel sliding doors, one 2-panel and one 3-panel set must be ordered, – for 6-panel sliding doors, sets of special assortment must be ordered.		
If the centre panel is to be at the rear, the hardware system has to be ordered specially.		

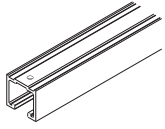
Sets comprising

	13625	13626	13627	13628	code
 Two-wheeled trolley, M7, plastic-tyred ball bearing wheels (for sliding cabinet/wardrobe doors up to 40 kg [88 lbs.])	4	6	–	–	10373
 Four-wheeled trolley, M7, plastic-tyred ball bearing wheels (for sliding cabinet/wardrobe doors up to 70 kg [154 lbs.])	–	–	4	6	10374
 Concealed press-fit cup, with height adjustment bolt M7	4	6	4	6	10461
 Bottom guide for inner door, without safety screw	2	4	2	4	21745
 Bottom guide for outer door, adjustable, without safety screw	2	2	2	2	21746
 Plug-in rubber door stop	2	2	2	2	10589
 Track stop plastic, with adjustable retainer	4	4	4	4	10602
 Guide channel stop	4	4	4	4	10616
 Suspension assembly locking wrench	1	1	1	1	10778
 Hex key, 3 mm, short version	1	1	1	1	10785

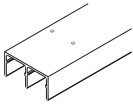
Dual top tracks

Caution: Hole positions vary.		mm/inch	code
	Dual top track, alu plain anodized, predrilled	2500 (8'2 ²⁷ / ₆₄)	12199
		3500 (11'5 ⁵¹ / ₆₄)	12200
		6000 (19'8 ⁷ / ₃₂)	10166
		cut to size	10169

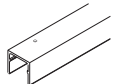
Single top tracks

Caution: Hole positions vary.		mm/inch	code
	Single top track, alu plain anodized, predrilled	6000 (19'8 ⁷ / ₃₂)	10162
		cut to size	10164

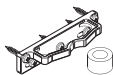
Dual bottom guide channels

Caution: Hole positions vary.		mm/inch	code
	Dual bottom guide channel, alu plain anodized, predrilled	2500 (8'2 ²⁷ / ₆₄)	10251
		3500 (11'5 ⁵¹ / ₆₄)	10253
		6000 (19'8 ⁷ / ₃₂)	10254
		cut to size	10256

Single bottom guide channels

Caution: Hole positions vary.		mm/inch	code
	Single bottom guide channel, alu plain anodized, predrilled	cut to size	10304

Accessory

	code
 Stop bumper for central sliding door, front rolling	13232
Centre stop for 3-panel sliding/wardrobe doors: When using a centre stop, sliding cabinet/wardrobe base support must be to the rear by 20.5 mm (¹³ / ₁₆)	

Order specifications

- Number and type of hardware sets
- Type and length of top track
- Type and length of guide channel
- Number of stop bumper for centre sliding door

Planning/installation

Please use for planning and execution the installation drawing code 13634. (→ www.hawa.ch → HAWA-Productfinder)